



win

LINDNER

FEEDING GUIDE

EXPERIENCE THE DIFFERENCE

QUICK REFERENCE GUIDE: PIG FEEDS

STARTER FEEDS

	Protein	Fat	Lysine	Medication	W/D	Form
600 Neo Starter	25%	5.5%	1.7%	Denagard	2 days	Pellet
603	24%	6.5%	1.6%	Denagard	2 days	Pellet
606 "Blitz"	23%	6.5%	1.5%	Denagard	2 days	Pellet
612 Starter	23%	7.0%	1.5%	Denagard	2 days	Meal/Pellet
648 Starter	20%	7.0%	1.3%	Denagard	2 days	Meal

600 Neo Starter: Neo Starter's amazing palatability and early acceptance lends itself to fit as both a creep feed and the **IDEAL** option post weaning. (1-2 bags per litter). Creep 600 in the crate a week prior to weaning.

603: 603 is an option between 600 and 606 Blitz. 603 feeds much like 606 Blitz with an **ACCELERATED** response.

606 Blitz: 606 Blitz delivers **QUICK BLOOM** for a reliable **SALE-READY** look.

612 Starter: **MAINTAIN BLOOM** on 7 to 10-week-old pigs with 612.

648: 648 is a **GREAT OPTION** when selling at an older age (9-15 weeks). Will promote **PROPER BLOOM** without being overly aggressive in extreme muscle development. Very good receiving feed.

GROWER/ FINISHER FEEDS

	Protein	Fat	Lysine	Medication	W/D	Form
611 "Scud Missile"	23%	7.0%	1.5%	Bambermycins	None	Meal/Pellet
632	20%	5.0%	1.4%	BMD/Safeguard	None	Meal/Pellet
672 "Half N Half"	18%	6.0%	1.2%	Bambermycins	None	Meal/Pellet
685	16%	6.5%	1.0%	Bambermycins	None	Meal/Pellet
686 "Shape & Guts"	14 %	8.5%	0.8%	BMD	None	Meal
688	17%	6.5%	1.0%	N/A	None	Meal

611 "Scud Missile": Scud Missile is great to start on, for the final push or anytime for extra **BULK & MASS**. Extremely quick results when **FAT & BLOOM** are needed. Mixes great with 632 (even more bulk) or 685 (even fleshier) to fine tune.

632: Great option with Safe Guard de-wormer. 632 is the feed for **MUSCLE & SHAPE**. It can be fed anytime throughout the feeding period. Blends great with 685 (to grow and maintain) or 611 (for more bulk).

672 "Half N Half": For feeding ease, 672 is a 50/50 blend of 632 & 685 for the same success with no mixing. Great for the middle stage of the feeding period to **MAINTAIN** development. A convenient option to reap the benefits of the tried & proven feeds in one.

685: 685 is the 16% of choice as it allows you to **MAINTAIN** a proper growth rate and muscle development. 685 is truly a **SAFE** feed that preserves a show-ready look. Blends great with 632 (to grow and maintain) or 611 (to flesh even more).

686 "Shape & Guts": The original **SHAPE & GUTS**. Offers a **SOFT & FRESHER** look on heavy muscle pigs. Feed continually for more **RIB & FLANK**. Pairs great with 611 in the end to add fullness and freshness.

688: 688 is gaining popularity as a solid option through the critical phase of development. It supports all the essential requirements for appropriate growth with a **HIGHER FIBER** level. This balance lends itself to be a great option for breeding gilts.

SUPPLEMENTS

	Protein	Fat	Lysine	Medication	Form
Linc'ed Up	16%	N/A	1.2%	Lincomycin	Meal
Slop	14%	14%	0.7%	N/A	Meal
Full Figure	4%	80%	N/A	N/A	Powder
Dial N	2.75%	52%	0.22%	N/A	Liquid
Beast	38%	20%	2.00%	N/A	Powder
Vitamin P	20%	4.5%	3.4%	Ractopamine	Meal
Tune N	65%	0.5%	5.5%	N/A	Powder
Orange Water	6.5%	6.0%	N/A	N/A	Powder
Red Water	N/A	N/A	N/A	N/A	Powder
White Water	13.85%	7.25%	N/A	N/A	Powder
System Mechanic	24%	11%	2%	N/A	Meal

Linc'ed Up: Mix Linc'ed Up Type B Medicated Feed with base feed to achieve desired grams per ton of Lincomix Type C medicated feed in accordance with VFD. One level scoop of Linc'ed Up equals 2oz.

Slop: Designed to be fed to harder made pigs needing **SOFTNESS & BODY**. Feed 1/4 to 1/2 pound per feeding. Works great wet or dry.

Full Figure: Coconut-oil based product that can be used as an added source of **FAT**. You feed less Full Figure than similar fat supplements to get desired results. Start with 2 oz per feeding and can work up to 6 oz per feeding if needed. Great when fed wet or dry.

Dial N: This liquid energy supplement is quickly accepted with a **RAPID** result in **FRESHNESS**. Dial N is a must-use supplement the week before your target shows. 1 to 3 oz per feeding.

Beast: More **SHAPE** and **BULK**. More Top Shape **FRESHNESS**. Perfect for Barrows & Gilts needing the **EXTRAS**. Feed 1lbs per day 14 days to endpoint show.

Vitamin P: Great to grab **SHAPE** and **MASS** at the end. Comprehensive probiotic and yeast profile with a superior pH buffering system. Feet First® program for excellent foot integrity during use. Start with 1 oz = 4.5 g per feeding and work up to 2 oz = 9 g per feeding when needed.

Tune N: Use Tune N to **MANAGE** or **BURN** excess fat. Works great in conjunction with Vitamin P to more rapidly achieve a trimmer and shapelier appearance. Start with feeding 2 oz per feeding for 6 to 10 days before your target show.

The Lindner Shuffle: An **ELECTROLYTE KIT** including three water supplements (orange, red and white) to **MAXIMIZE** show **SUCCESS**. Mix 4 oz (1 scoop / pack) with 2 gal water thoroughly. Administer one set every 2-3 hours. Always offer plain water first, then chase with each individual mixed water separately.

System Mechanic: Joint Supplement (contains Hyaluronic Acid, Glucosamine, Chondroitin Sulfate, and Collagen). Ulcer preventative included. Prebiotics for **APPETITE & GUT HEALTH**. Feed 1 oz of System Mechanic daily.

GUIDELINES FOR FEEDING A HEAVY MUSCLED PIG

STARTING

632 or 685

GROWING

685

FINISHING

685 or
685 & 611

STARTING PLAN (FIRST TWO WEEKS)

EVALUATE MUSCLE:

- If extremely heavy muscled pig, start on 685
- If typical heavy muscled pig, start on 632
- Typical starting ration for an extremely heavy/heavy muscled pig, per feeding:
1 pound - 632 (or 685 for extreme ones)
1/4 pound - Oat Groats
- Evaluate muscle in ten days to two weeks and see if you need to adjust protein down more. Increase feed content by 1/4 of a pound as they eat it all.

GROWING STAGE

- Evaluate muscle throughout the entire period and make sure you don't need to go down on protein more (686).
- We suggest feeding more oat groats to very heavy muscled pigs. Feed a half pound per feeding to typical heavy muscled pigs and one pound per feeding to extremely heavy muscled pigs.
- Typical growing ration for an extremely heavy/heavy muscled pig, per feeding:
1 1/2 - 2 pounds - 685
1/2 pound - Oat Groats or 698
- Evaluate muscle and fat cover once a week through the growing phase to see if you need to adjust protein down more. remember, along with protein, the amount of feed can also effect muscle and structure (more feed=more muscle).
- We suggest to add fat by 120 pounds if needed by starting with 2 ounces of FULL FIGURE.
- Most pigs that are very heavy muscled also tend to be harder, replace your oat groats with 698 Slop and rely on 698 to help soften their muscle and give them more body.

FINISHING STAGE (LAST 30-40 DAYS PRIOR TO THE SHOW)

- Most very heavy muscled pigs will stay on 685. If you have managed muscle enough you may be able to add in a small amount of 611 to help with freshness & softness at the end.
- Typical finishing ration for an extremely heavy/heavy muscled pig, per feeding:
2 pounds - 685 (could replace possibly 1/4-1/2 pound with 611 if not too heavy muscled)
1/2 pound - Oat Groats or 698
2-4 ounces of FULL FIGURE

GUIDELINES FOR FEEDING A MIDDLE OF THE ROAD PIG

STARTING

611

GROWING

632 & 685 (672) or
611 & 685

FINISHING

611

STARTING PLAN (FIRST TWO WEEKS)

- Typical starting ration for a middle of the road muscled pig, per feeding:
1 pound of 611
1/4 pound of Oat Groats
- Evaluate muscle in ten days to two weeks and see if you need to adjust protein down to 632 or stay on 611. Increase feed content by 1/4 of a pound as they eat it all.

GROWING STAGE

- Evaluate muscle throughout the entire growing period. When the pig starts to get on the verge of more muscle than desired, stage down to 632. We recommend mixing 632 and 685 so that you can adjust your protein and fat percentages without ever having to switch feeds. On pigs that need to be quite a bit fatter mix 611 and 685.
- We suggest feeding oat groats to middle of the road pigs as well. Feed a quarter of a pound to a half pound of oat groats per feeding.
- Typical growing ration for a middle of the road pig, per feeding:
1 pound of 632 or 2 pounds of 672
1 pound of 685
1/4 to 1/2 pound of Oat Groats or 698
- Typical growing ration for a middle of the road pig that needs to be fatter, per feeding:
1 pound of 611
1 pound of 685
1/4 to 1/2 pound of Oat Groats or 698
- Evaluate muscle and fat cover once a week through the growing phase to see if you need to adjust protein up (needs more muscle) or down (needs less muscle/softer). Mixing 50% 632 and 50% 685 for a week to ten days will give you a good baseline to see whether you need to adjust up or down on protein and fat. We suggest to add fat by 120 pounds if needed by starting with 2 ounces of FULL FIGURE.
- Replace your Oat Groats with 698 Slop to help soften and give them more body.

FINISHING STAGE (LAST 30-40 DAYS PRIOR TO THE SHOW)

- Feed 611 the last 30-40 days to increase overall mass. Evaluate muscle and shape the last 21 days to see if/when to add Vitamin P.
- Typical finishing ration for a middle of the road muscled pig, per feeding:
2 to 2 1/2 pounds of 611
1/2 pound of Oat Groats or 698
2 to 4 ounces of FULL FIGURE
4 ounces of 1 oz of Vitamin P (depending on which Ractopamine you choose) (fed wet)

GUIDELINES FOR FEEDING A LIGHTER “GREEN” MUSCLED PIG

STARTING

611

GROWING

611, 632 or 611 & 685

FINISHING

611

STARTING PLAN (FIRST TWO WEEKS)

- Typical starting ration for a lighter muscled “green” pig, per feeding:
1 pound of 611
2 ounces of Oat Groats
- Evaluate muscle in ten days to two weeks and see if you need to adjust protein, most likely you will stay on 611 longer with this type of pig. Increase feed content by 1/4 of a pound as they eat it all.

GROWING STAGE

- Evaluate muscle throughout the entire growing period. The goal with a lighter “greener” muscled pig is for it to develop to a “middle of the road” muscled pig.
- Stay on 611 until you reach that point and then if you need to switch to 632 you can, especially if your gilt or barrow is getting fatter than desired and/or needs more shape. Don’t be afraid to stay on 611 throughout the feeding period if your pig needs to continue to get more massive. On pigs that need to be quite a bit fatter mix 611 and 685.
- We suggest feeding oat groats to lighter muscled pigs as well. Feed a quarter of a pound of oats per feeding.
- Typical growing ration for a lighter muscled “green” pig, per feeding:
2 pounds of 611 or 632
1/4 pound of Oat Groats or 698
- Typical growing ration for a lighter muscled “green” that needs to be fatter, per feeding:
1 1/2 pound of 611
1/2 pound of 685
1/4 pound of Oat Groats or 698
- Evaluate muscle and fat cover once a week through the growing phase to see if you need to adjust protein up (needs more muscle) or down (needs less muscle/softer). We suggest to add fat by 120 pounds if needed by starting with 2 ounces of FULL FIGURE.
- Replace your oat groats with 698 Slop to help soften and give them more body.

FINISHING STAGE (LAST 30-40 DAYS PRIOR TO THE SHOW)

- Feed 611 the last 30-40 days to increase overall mass. This type of pig will need paylean (Vitamin + P) the last 21 days to help increase muscle mass and shape.
- Typical finishing ration for a lighter muscled “green” pig:
2 - 2 1/2 pounds of 611
1/2 pound of Oat Groats or 698
2 to 4 ounces of FULL FIGURE
4 oz of 1 oz of Vitamin + P (depending on which Paylean you choose) (fed wet)

LINC'ED UP

Mix Linc'ed Up Type B Medicated Feed with base feed to achieve desired grams per ton of Lincomix Type C medicated feed in accordance with VFD. One level scoop of Linc'ed Up equals 2oz.

For pigs weighing
45 lbs to Market

- Linc'ed Up, medicated with LINCOMIX® (lincomycin), gives veterinarians and showpig producers an additional tool to address respiratory disease associated with *Mycoplasma hyopneumoniae* and ileitis caused by *Lawsonia intracellularis*, all with a ZERO-DAY withdrawal.
- Linc'ed Up can be added to an existing showpig feeding program based on the recommendation from a veterinarian, ensuring Veterinary Feed Directive (VFD) compliance.

16.0% MIN	Calcium.....	1.1% MAX
1.2% MIN	Phosphorus.....	0.6% MIN
3.0% MAX	Salt.....	0.4% MIN
0.6% MIN	Salt.....	0.9% MAX

Selenium _____ 220 ppb

Zinc _____

[illegible]

... show reddening of the skin and ...

On rare occasions, some pigs may show reddening and irritation of the skin around the anus. This is usually due to the fact that the feed has not been thoroughly mixed in feeds before use. Do not feed undiluted. Store bulk tins of or open bags of feed in a cool, dry place. Feed should be used within 14 days of opening. If the feed is not used within 14 days, it should be discarded. Feed should be thoroughly mixed in feeds before use. Do not feed undiluted. Store bulk tins of or open bags of feed in a cool, dry place. Feed should be used within 14 days of opening. If the feed is not used within 14 days, it should be discarded.

Food Manufacturing Practices should be followed.


...to an
g

SUPPLEMENTS

SLOP

Feed 698 in place of oat groats (1/4 to 1/2 pound per feeding) on harder made pigs that need to be softer and bigger bodied.

Feed at an even higher percentage of diet on very heavy muscled pigs to help manage muscle development.



GUARANTEED ANALYSIS:

Moisture 14.0% MIN
Crude Fat 34.0% MIN
Crude Fiber 2.3% MAX
Calcium 0.4% MIN

Calcium 0.9% MAX
Phosphorus 0.5% MIN
Salt 0.2% MIN
Selenium 0.3 ppm MIN

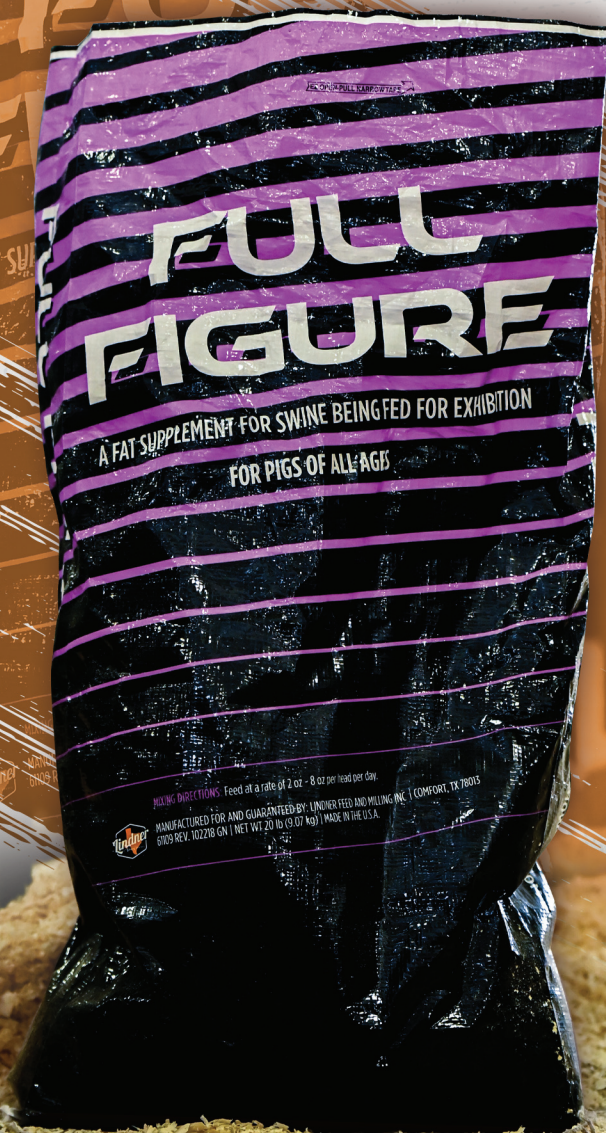
Zinc 105 ppm MIN
FEEDING DIRECTIONS: Under Slop-Arn is designed to be wet or dry fed to less conditioned pigs that need more body. Top dress only at a rate of not more than 1% of body weight per day.

S U P P L E M E N T S

FULL FIGURE

You feed LESS Full Figure than other fat supplements!

- Start with 2 oz per feeding
- Feed up to 6 oz per feeding



S U P P L E M E N T S

DIAL N

DIAL N is higher in calories than other similar liquid fat products.

Use DIAL N to make pigs fresher over their blade and in their ham loin.

Start with 1-2 oz per feeding.



S U P P L E M E N T S

BEAST

- More SHAPE and BULK
- More Top Shape FRESHNESS
- Perfect for Barrows & Gilts needing the EXTRAS

Feed 1lbs per day 14 days to endpoint show.

A NUTRITIONAL

BEAST

A NUTRITIONAL SUPPLEMENT FOR USE IN FINISHING SHOW PIGS

PRODUCT BENEFITS

- More shape and bulk
- More top shape freshness
- Perfect for barrows and gilts to add the extras

GUARANTEED ANALYSIS

Crude Protein	20.0% MIN
Crude Fat	2.00% MIN
Crude Fiber	20.0% MAX
Crude Ash	1.0% MAX
Calcium	0.5% MIN

Calcium	3.0% MAX
Phosphorus	0.5% MIN
Salt	0.5% MIN
Sulfur	0.5% MAX
Sodium	0.05% MIN

Copper	0.001% MAX
Iron	0.001% MAX
Manganese	0.001% MAX
Zinc	0.001% MAX



VITAMIN P

- 1 oz = 4.5g/ton
- 2 oz = 9g/ton

Scoop included in the bucket is a 2 oz scoop.



SUPPLEMENTS

TUNE N

USE TUNE N TO:

- Burn excess fat (jowl, loin, lower third)
- Get more top shape
- Works great in conjunction with Vitamin+P
- Start with 1-2 oz. per feeding



S U P P L E M E N T S

SYSTEM MECHANICS

SYSTEM MECHANICS CONTAINS:

- Prebiotics
- Ulcer preventatives
- Joint Supplements (*Contains Hyaluronic Acid, Glucosamine, Chondroitin Sulfate & Collagen*)

Feed 1 oz per day with Vitamin+P



S U P P L E M E N T S

LINDNER SHUFFLE

RED WATER

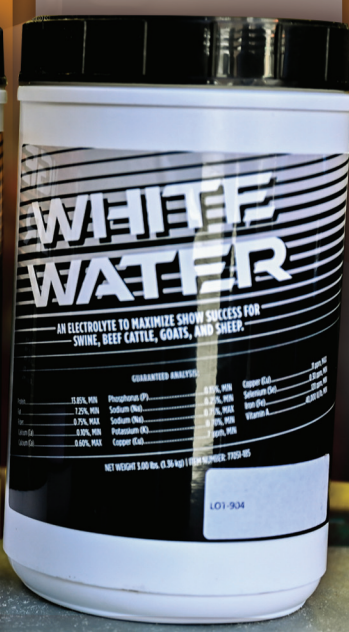
- An electrolyte kit including three water supplements (orange, red and white) to maximize show success.
- Mix 4 oz (1 scoop / pack) with 2 gal water thoroughly. Administer one set every 2-3 hours.
- Always offer plain water first, then chase with each individual mixed water separately.

ORANGE WATER

- An electrolyte kit including three water supplements (orange, red and white) to maximize show success.
- Mix 4 oz (1 scoop / pack) with 2 gal water thoroughly. Administer one set every 2-3 hours.
- Always offer plain water first, then chase with each individual mixed water separately.

WHITE WATER

- An electrolyte kit including three water supplements (orange, red and white) to maximize show success.
- Mix 4 oz (1 scoop / pack) with 2 gal water thoroughly. Administer one set every 2-3 hours.
- Always offer plain water first, then chase with each individual mixed water separately.





LINDNER CLASS WINNER SCHOLARSHIP PROGRAM

\$50,000

IN SCHOLARSHIPS TO BE AWARDED!

ALL AGES ARE ELIGIBLE TO APPLY!

Exhibitors who win their class in the **Junior Market** or **Junior Breeding** shows with livestock fed Lindner Complete Feed at Texas Majors or State Fairs qualify to receive one of **35 SCHOLARSHIPS** to be awarded by Lindner at the end of show season.

Scholarships are available for pigs, cattle, lamb and goats. Exhibitors will also receive a custom Lindner Class Champion Hat.

Hats will be awarded after the exhibitor has turned in all of the corresponding paperwork.

LINDNERSHOWFEEDS.COM



PERSONALIZED SESSIONS

WITH A LINDNER SHOW FEEDS REP!

SET UP A CUSTOM VIDEO CHAT FOR YOUR 4-H OR FFA GROUP TO
LEARN TIPS AND TRICKS ON FEEDING YOUR SHOW PROJECT!

PICK YOUR TOPIC:

DAILY CARE • BARN SET UP • FEEDING THE CHAMPION WITHIN

TO SET UP DATES & TIMES CONTACT:

ADAM.CROUCH@LINDNERSHOWFEEDS.COM





LET'S CONNECT!



LINDNERSHOWFEEDS.COM

VISIT OUR WEBSITE FOR CUSTOM
FEED RECOMMENDATIONS, DEALER
LOCATOR, FEEDING TIPS, PRODUCT
DETAILS, GEAR, AND MORE!

GET SOCIAL



/LindnerFeed



@LindnerFeed



LindnerFeed

NOTES





MEET THE TEAM

CARRIE BROCKMAN

217-251-3245

AZ/AR/CA/LA/NM/OK/TX

TY ENGNELL

309-255-8808

IA/IL/MS/MN/MO/WI

BRIAN HINES

269-832-1401

TN/KY/IN/MI/OH/PA/MD

KADE HUMMEL

815-419-7914

IA/NE/ND/SD/KS/CO/MO/WY

LUKE LINDNER

830-431-1183

AZ/AR/CA/LA/NM/OK/TX

KELTON MASON

936-232-2124

AZ/AR/CA/LA/NM/OK/TX

CONDA MAZE

281-641-4017

AR/LA/NM/OK/TX

MARK STANDLEE

806-683-4874

AZ/AR/CA/LA/NM/OK/TX

MAVERICK SQUIRES

405-234-0965

OK/AR/CO/FL/GA

ADAM CROUCH

765-432-6589

MARKETING